

# Chapter 4

## Network Layer:

### The Data Plane

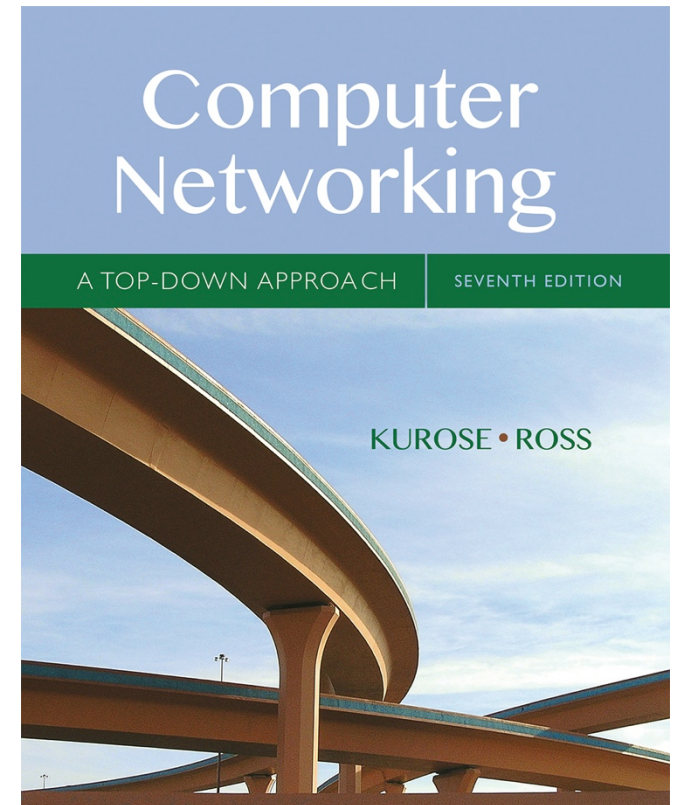
#### A note on the use of these Powerpoint slides:

We're making these slides freely available to all (faculty, students, readers). They're in PowerPoint form so you see the animations; and can add, modify, and delete slides (including this one) and slide content to suit your needs. They obviously represent a *lot* of work on our part. In return for use, we only ask the following:

- If you use these slides (e.g., in a class) that you mention their source (after all, we'd like people to use our book!)
- If you post any slides on a www site, that you note that they are adapted from (or perhaps identical to) our slides, and note our copyright of this material.

Thanks and enjoy! JFK/KWR

© All material copyright 1996-2016  
J.F Kurose and K.W. Ross, All Rights Reserved



## *Computer Networking: A Top Down Approach*

7<sup>th</sup> edition

Jim Kurose, Keith Ross

Pearson/Addison Wesley

April 2016

# Chapter 4: outline

## 4.1 Overview of Network layer

- data plane
- control plane

## 4.2 What's inside a router

## 4.3 IP: Internet Protocol

- datagram format
- fragmentation
- IPv4 addressing
- network address translation
- IPv6

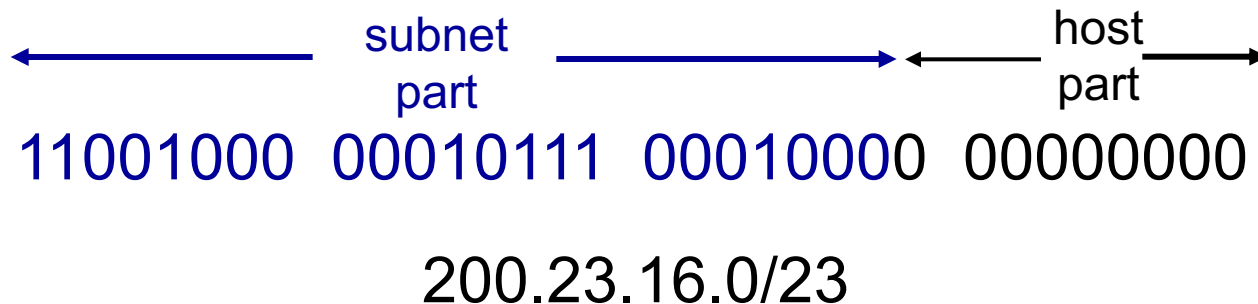
## 4.4 Generalized Forward and SDN

- match
- action
- OpenFlow examples of match-plus-action in action

# IP addressing: CIDR

## CIDR: Classless InterDomain Routing

- subnet portion of address of arbitrary length
- address format: **a.b.c.d/x**, where x is # bits in subnet portion of address



# IP addresses: how to get one?

**Q:** How does a *host* get IP address?

- hard-coded by system admin in a file
  - Windows: control-panel->network->configuration->tcp/ip->properties
  - UNIX: /etc/rc.config
- **DHCP: Dynamic Host Configuration Protocol:** dynamically get address from as server
  - “plug-and-play”

# DHCP: Dynamic Host Configuration Protocol

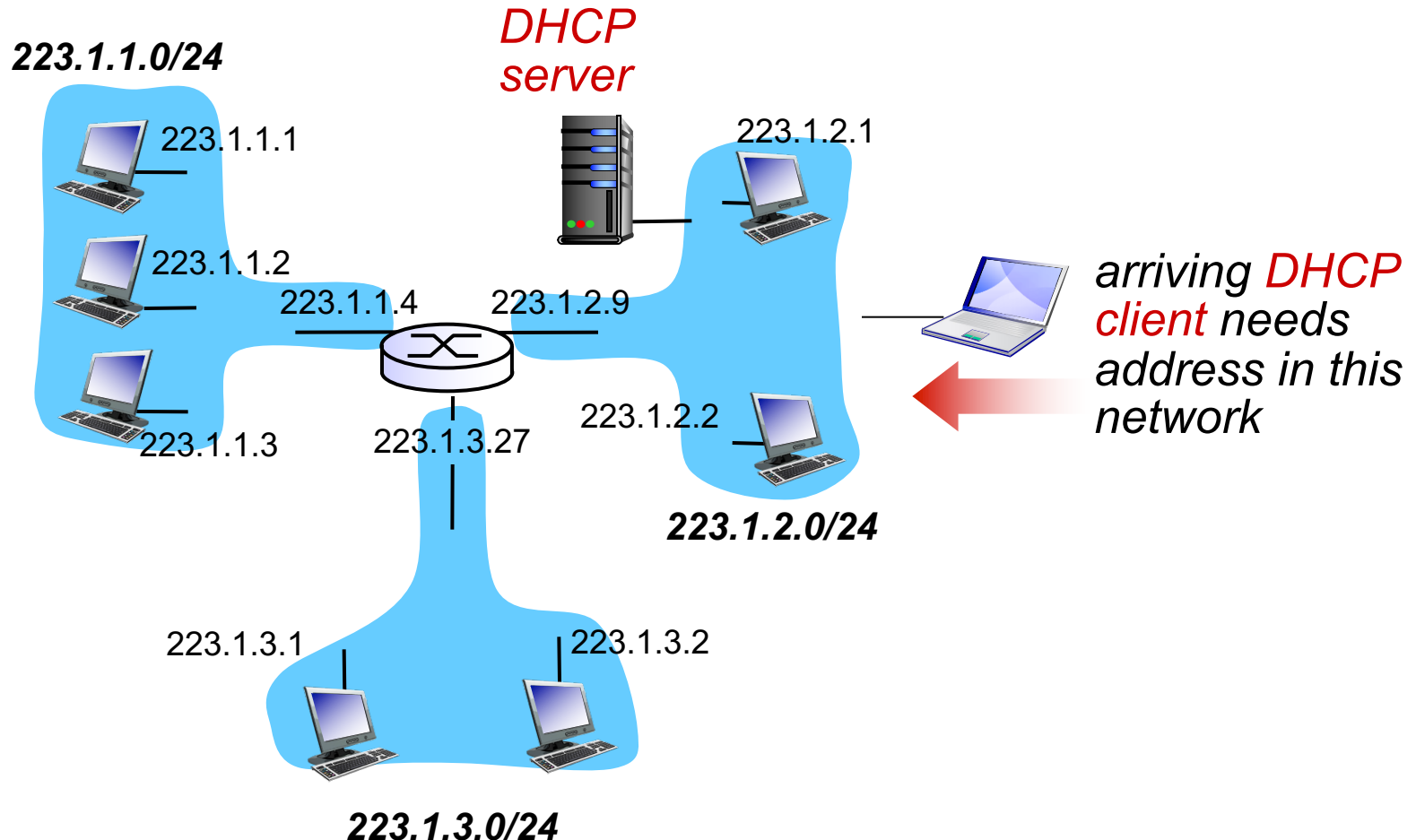
*goal:* allow host to *dynamically* obtain its IP address from network server when it joins network

- can renew its lease on address in use
- allows reuse of addresses (only hold address while connected/“on”)
- support for mobile users who want to join network (more shortly)

## *DHCP overview:*

- host broadcasts “DHCP discover” msg [optional]
- DHCP server responds with “DHCP offer” msg [optional]
- host requests IP address: “DHCP request” msg
- DHCP server sends address: “DHCP ack” msg

# DHCP client-server scenario



# DHCP client-server scenario

DHCP server: 223.1.2.5

DHCP discover

arriving  
client



Broadcast: is there a  
DHCP server out there?

DHCP offer

Broadcast: I'm a DHCP  
server! Here's an IP  
address you can use

DHCP request

Broadcast: OK. I'll take  
that IP address!

DHCP ACK

Broadcast: OK. You've  
got that IP address!

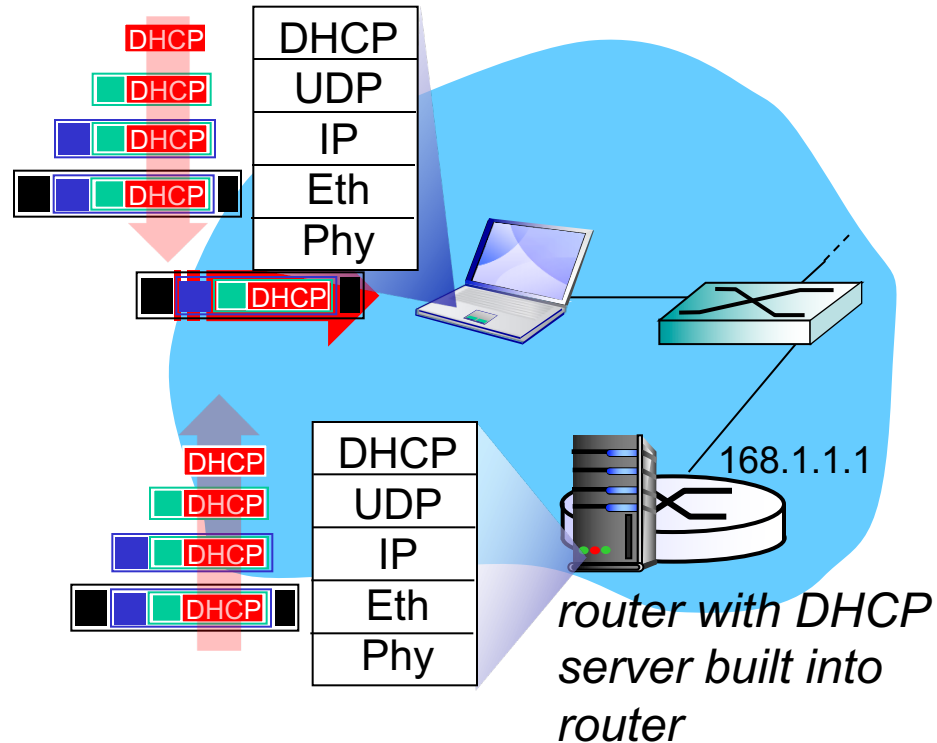
# DHCP: more than IP addresses

DHCP can return more than just allocated IP address on subnet:

- address of first-hop router for client
- name and IP address of DNS sever
- network mask (indicating network versus host portion of address)

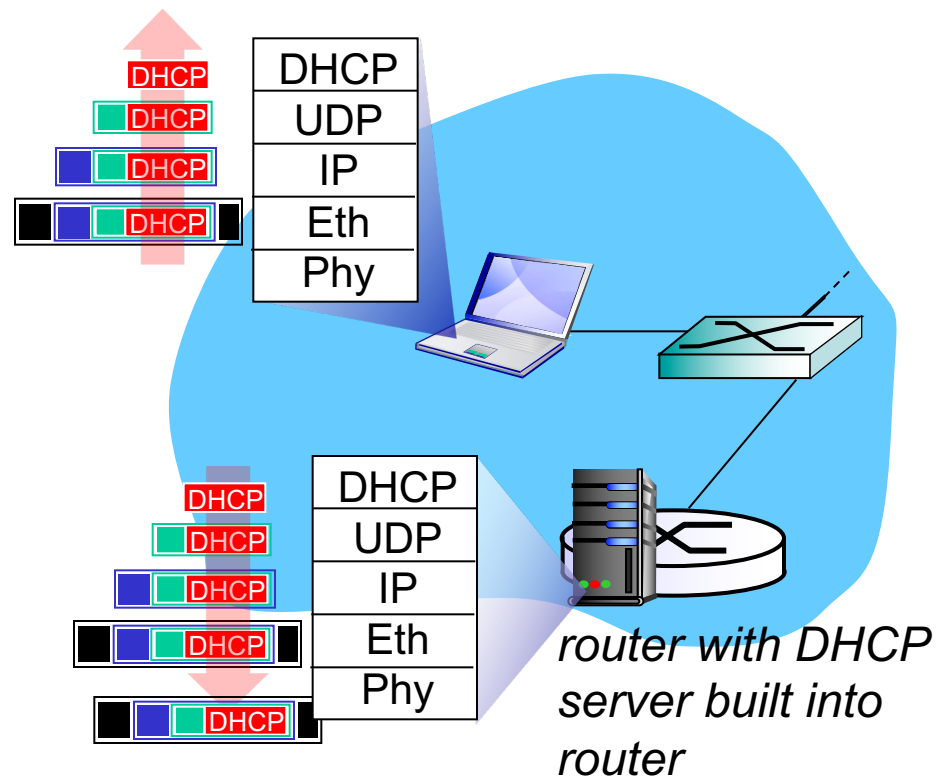


# DHCP: example



- connecting laptop needs its IP address, addr of first-hop router, addr of DNS server: use DHCP
- DHCP request encapsulated in UDP, encapsulated in IP, encapsulated in 802.1 Ethernet
- Ethernet frame broadcast (dest: FFFFFFFF) on LAN, received at router running DHCP server
- Ethernet demuxed to IP demuxed, UDP demuxed to DHCP

# DHCP: example



- DHCP server formulates DHCP ACK containing client's IP address, IP address of first-hop router for client, name & IP address of DNS server
- encapsulation of DHCP server, frame forwarded to client, demuxing up to DHCP at client
- client now knows its IP address, name and IP address of DNS server, IP address of its first-hop router

# DHCP: Wireshark output (home LAN)

Message type: **Boot Request (1)**

Hardware type: Ethernet

Hardware address length: 6

Hops: 0

**Transaction ID: 0x6b3a11b7**

Seconds elapsed: 0

Bootp flags: 0x0000 (Unicast)

Client IP address: 0.0.0.0 (0.0.0.0)

Your (client) IP address: 0.0.0.0 (0.0.0.0)

Next server IP address: 0.0.0.0 (0.0.0.0)

Relay agent IP address: 0.0.0.0 (0.0.0.0)

**Client MAC address: Wistron\_23:68:8a (00:16:d3:23:68:8a)**

Server host name not given

Boot file name not given

Magic cookie: (OK)

Option: (t=53,l=1) **DHCP Message Type = DHCP Request**

Option: (61) Client identifier

Length: 7; Value: 010016D323688A;

Hardware type: Ethernet

Client MAC address: Wistron\_23:68:8a (00:16:d3:23:68:8a)

Option: (t=50,l=4) Requested IP Address = 192.168.1.101

Option: (t=12,l=5) Host Name = "nomad"

**Option: (55) Parameter Request List**

Length: 11; Value: 010F03062C2E2F1F21F92B

**1 = Subnet Mask; 15 = Domain Name**

**3 = Router; 6 = Domain Name Server**

44 = NetBIOS over TCP/IP Name Server

.....

request

Message type: **Boot Reply (2)**

Hardware type: Ethernet

Hardware address length: 6

Hops: 0

**Transaction ID: 0x6b3a11b7**

Seconds elapsed: 0

Bootp flags: 0x0000 (Unicast)

**Client IP address: 192.168.1.101 (192.168.1.101)**

Your (client) IP address: 0.0.0.0 (0.0.0.0)

**Next server IP address: 192.168.1.1 (192.168.1.1)**

Relay agent IP address: 0.0.0.0 (0.0.0.0)

Client MAC address: Wistron\_23:68:8a (00:16:d3:23:68:8a)

Server host name not given

Boot file name not given

Magic cookie: (OK)

**Option: (t=53,l=1) DHCP Message Type = DHCP ACK**

**Option: (t=54,l=4) Server Identifier = 192.168.1.1**

**Option: (t=1,l=4) Subnet Mask = 255.255.255.0**

**Option: (t=3,l=4) Router = 192.168.1.1**

**Option: (6) Domain Name Server**

Length: 12; Value: 445747E2445749F244574092;

IP Address: 68.87.71.226;

IP Address: 68.87.73.242;

IP Address: 68.87.64.146

**Option: (t=15,l=20) Domain Name = "hsd1.ma.comcast.net."**

reply

# IP addresses: how to get one?

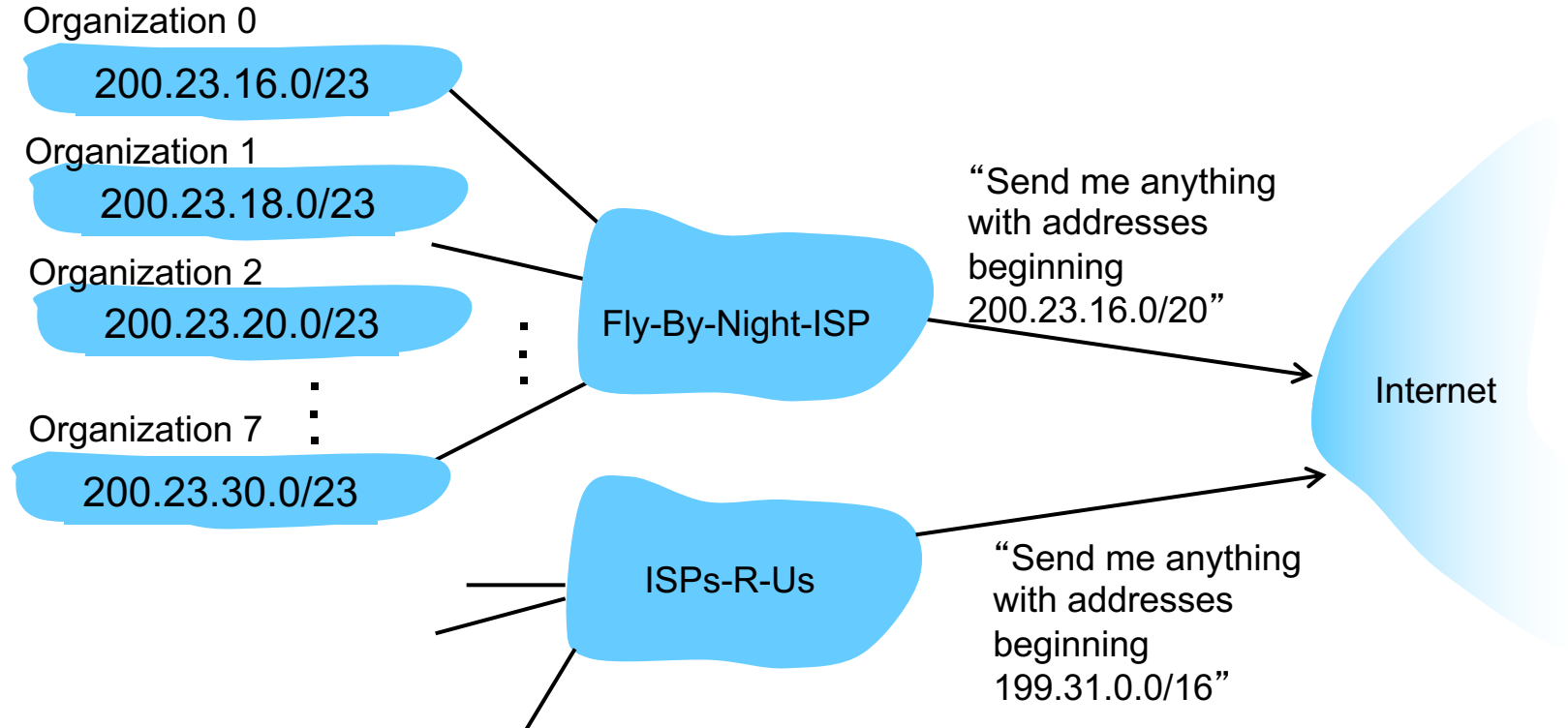
**Q:** how does *network* get subnet part of IP addr?

**A:** gets allocated portion of its provider ISP's address space

ISP's block	<u>11001000</u>	<u>00010111</u>	<u>00010000</u>	00000000	200.23.16.0/20
Organization 0	<u>11001000</u>	<u>00010111</u>	<u>00010000</u>	00000000	200.23.16.0/23
Organization 1	<u>11001000</u>	<u>00010111</u>	<u>00010010</u>	00000000	200.23.18.0/23
Organization 2	<u>11001000</u>	<u>00010111</u>	<u>00010100</u>	00000000	200.23.20.0/23
...		....		....	....
Organization 7	<u>11001000</u>	<u>00010111</u>	<u>00011110</u>	00000000	200.23.30.0/23

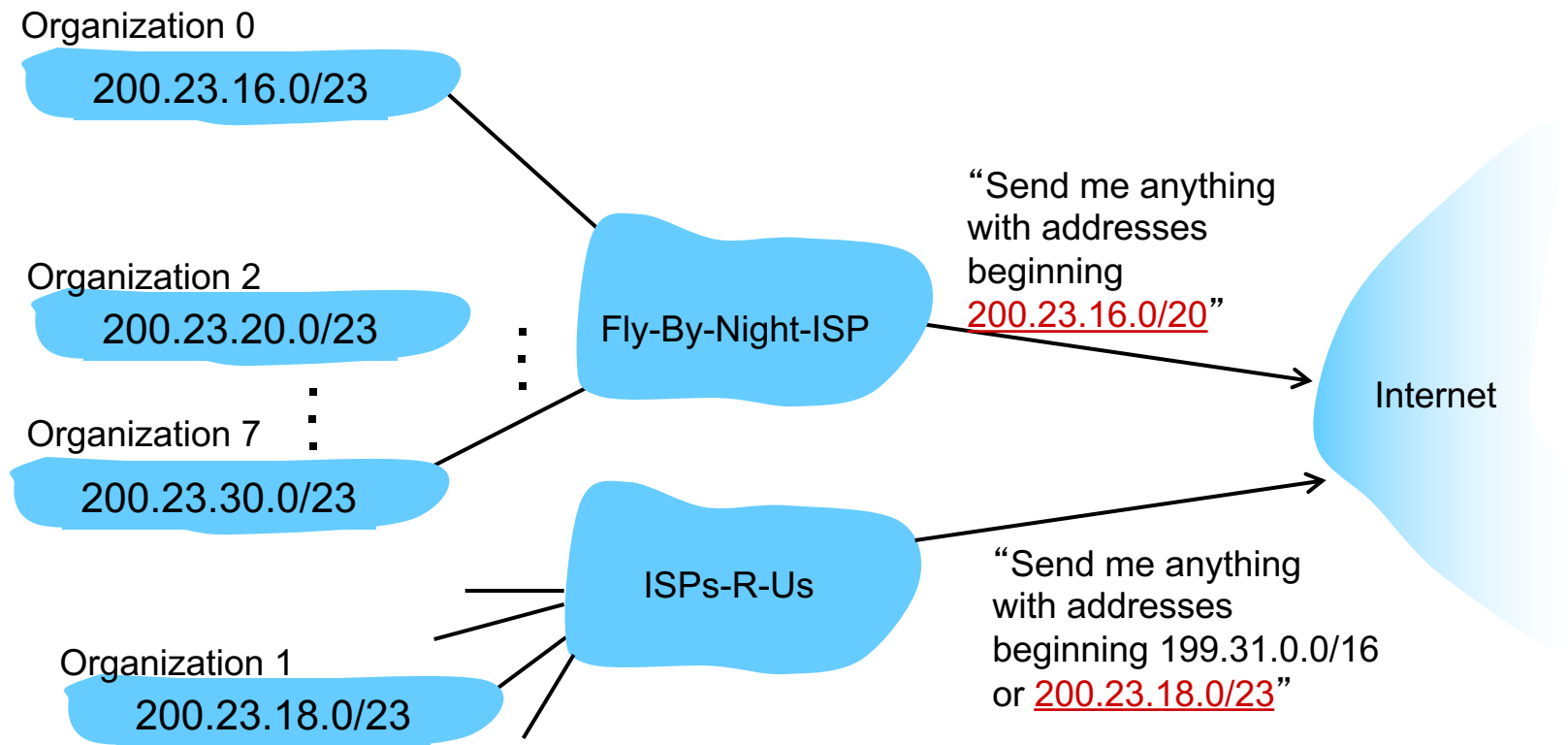
# Hierarchical addressing: route aggregation

hierarchical addressing allows efficient advertisement of routing information:



# Hierarchical addressing: more specific routes

ISPs-R-Us has a more specific route to Organization 1



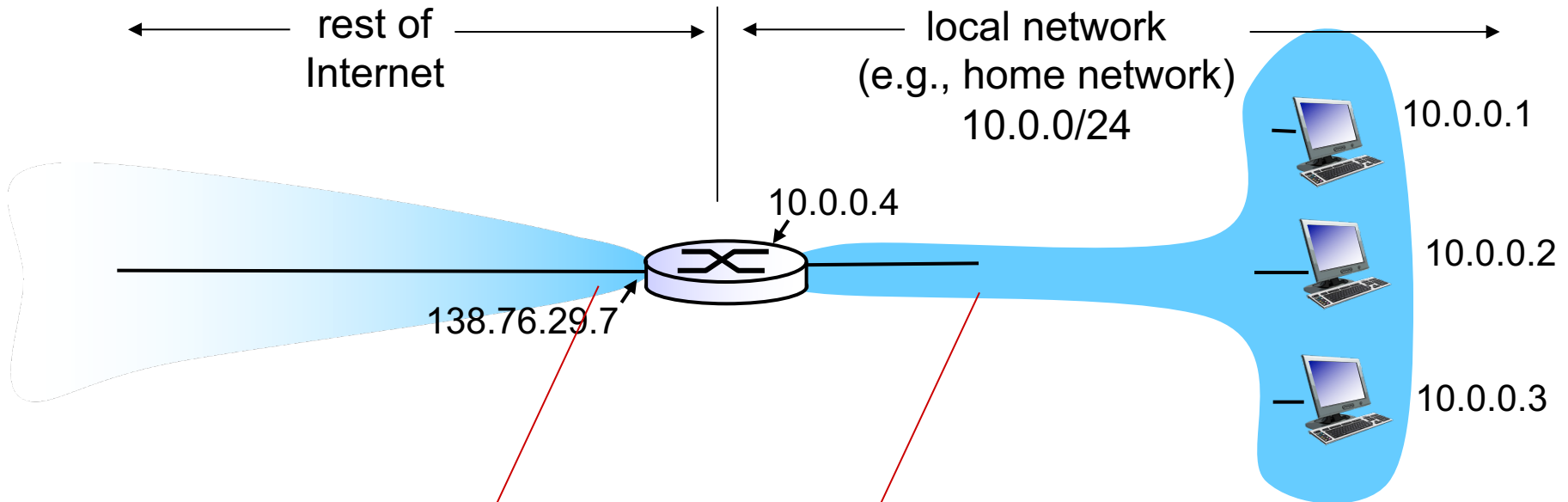
# IP addressing: the last word...

**Q:** how does an ISP get block of addresses?

**A: ICANN:** Internet Corporation for Assigned Names and Numbers <http://www.icann.org/>

- allocates addresses
- manages DNS
- assigns domain names, resolves disputes

# NAT: network address translation



*all* datagrams *leaving* local network have *same* single source NAT IP address: 138.76.29.7, different source port numbers

datagrams with source or destination in this network have 10.0.0/24 address for source, destination (as usual)



# NAT: network address translation

*motivation:* local network uses just one IP address as far as outside world is concerned:

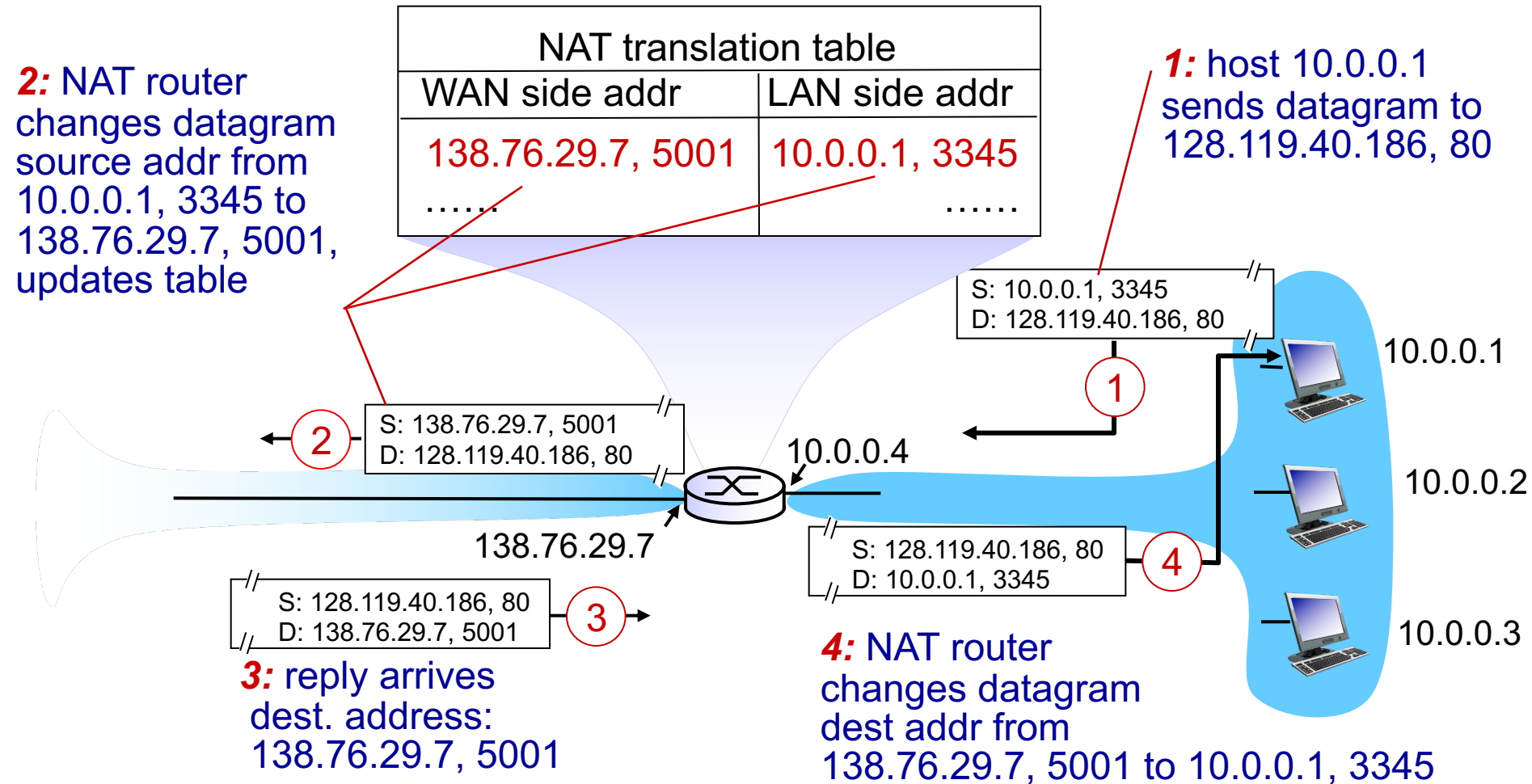
- range of addresses not needed from ISP: just one IP address for all devices
- can change addresses of devices in local network without notifying outside world
- can change ISP without changing addresses of devices in local network
- devices inside local net not explicitly addressable, visible by outside world (a security plus)

# NAT: network address translation

*implementation:* NAT router must:

- *outgoing datagrams: replace* (source IP address, port #) of every outgoing datagram to (NAT IP address, new port #)  
... remote clients/servers will respond using (NAT IP address, new port #) as destination addr
- *remember (in NAT translation table)* every (source IP address, port #) to (NAT IP address, new port #) translation pair
- *incoming datagrams: replace* (NAT IP address, new port #) in dest fields of every incoming datagram with corresponding (source IP address, port #) stored in NAT table

# NAT: network address translation



\* Check out the online interactive exercises for more examples: [http://gaia.cs.umass.edu/kurose\\_ross/interactive/](http://gaia.cs.umass.edu/kurose_ross/interactive/)

# NAT: network address translation

- 16-bit port-number field:
  - 60,000 simultaneous connections with a single LAN-side address!
- NAT is controversial:
  - routers should only process up to layer 3
  - address shortage should be solved by IPv6
  - violates end-to-end argument
    - NAT possibility must be taken into account by app designers, e.g., P2P applications
  - NAT traversal: what if client wants to connect to server behind NAT?

# Chapter 4: outline

## 4.1 Overview of Network layer

- data plane
- control plane

## 4.2 What's inside a router

## 4.3 IP: Internet Protocol

- datagram format
- fragmentation
- IPv4 addressing
- network address translation
- IPv6

## 4.4 Generalized Forward and SDN

- match
- action
- OpenFlow examples of match-plus-action in action